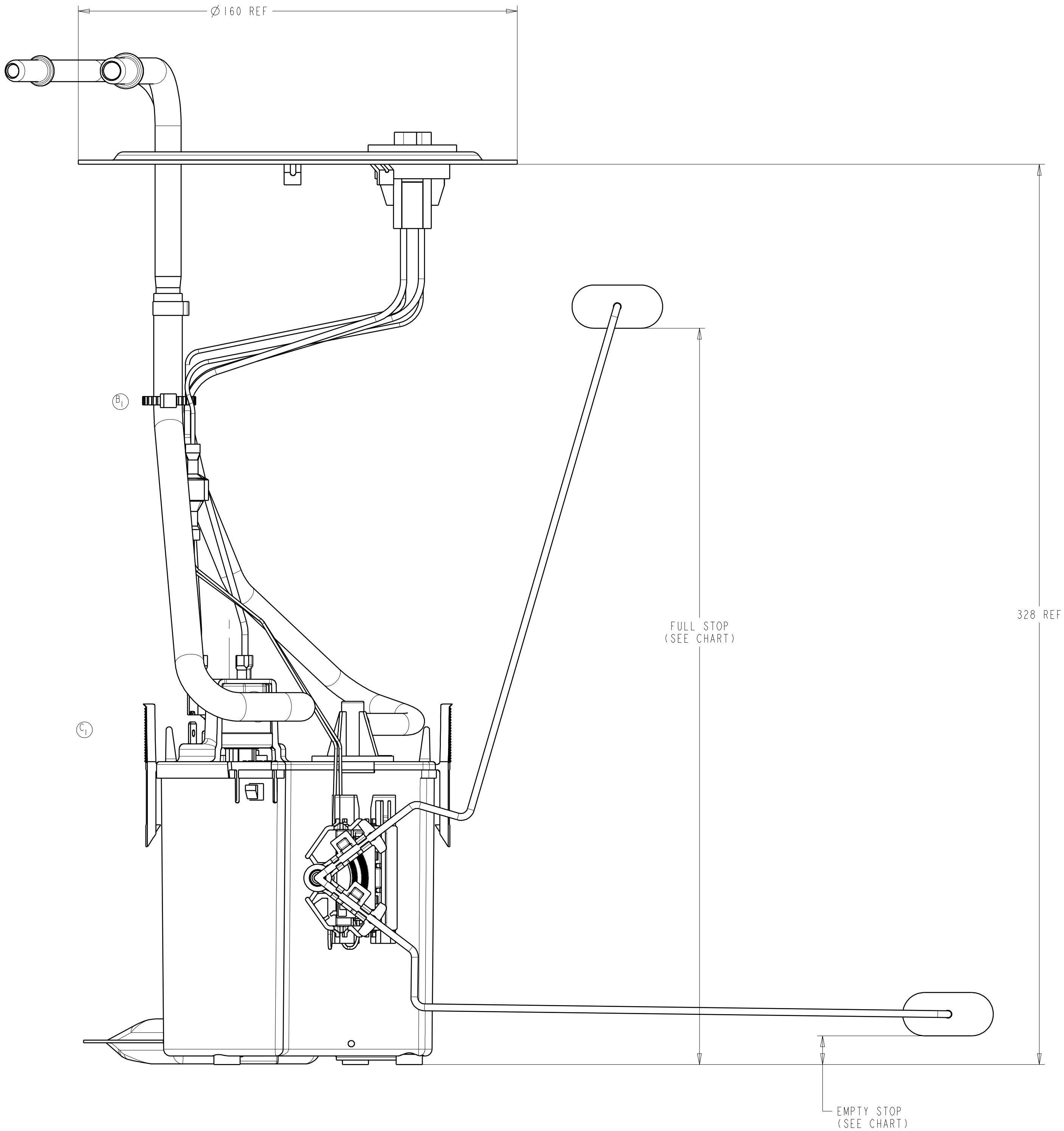
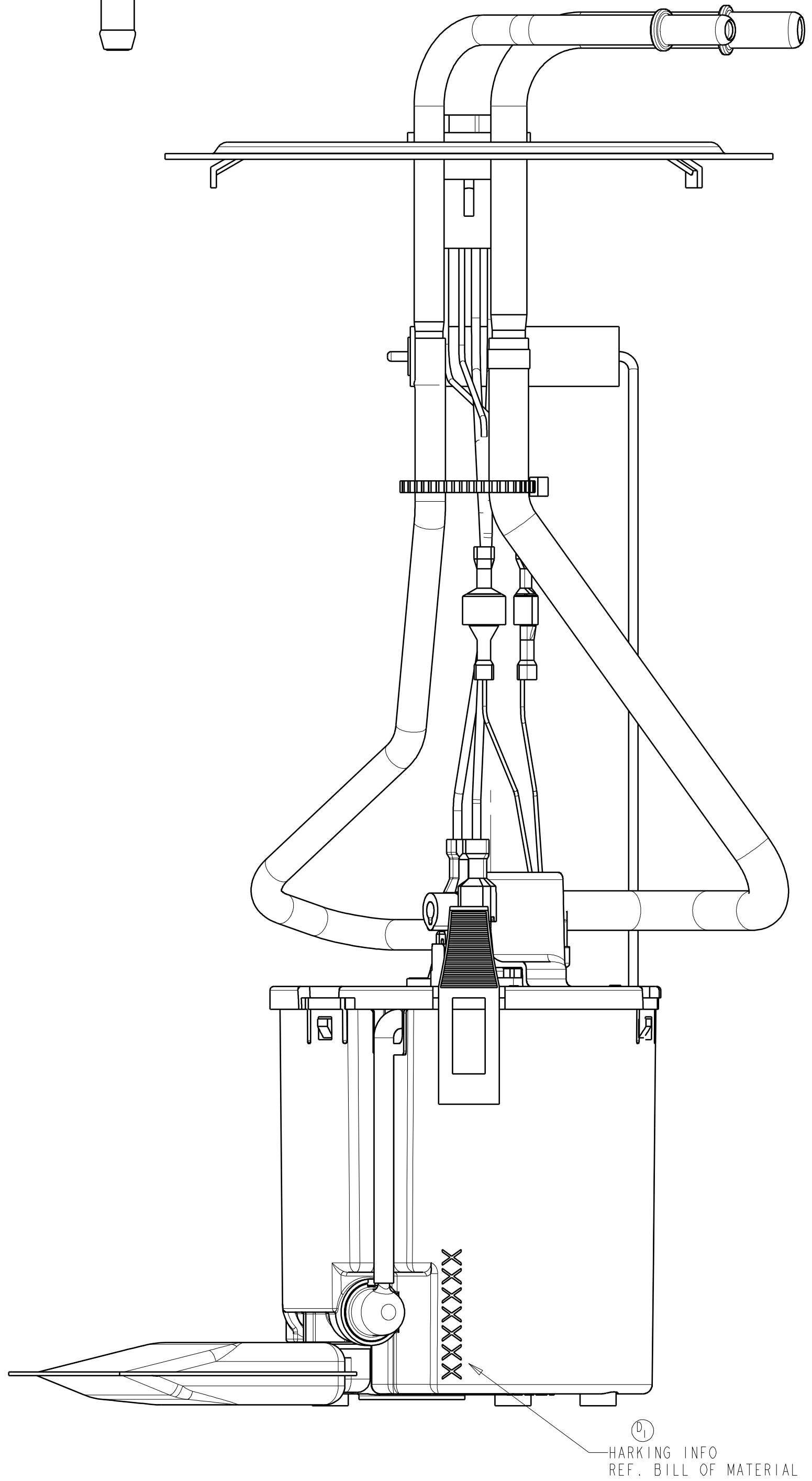
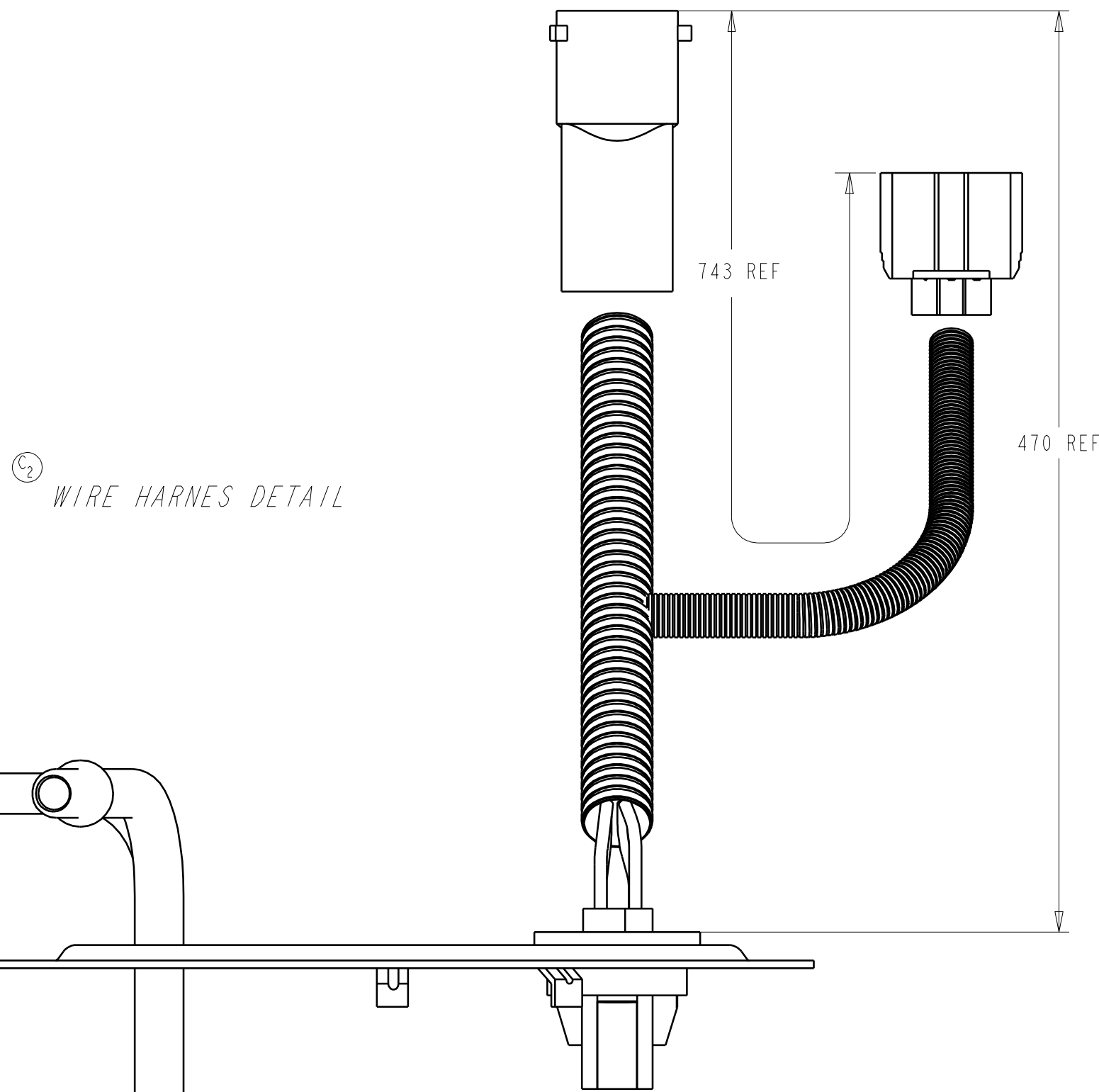
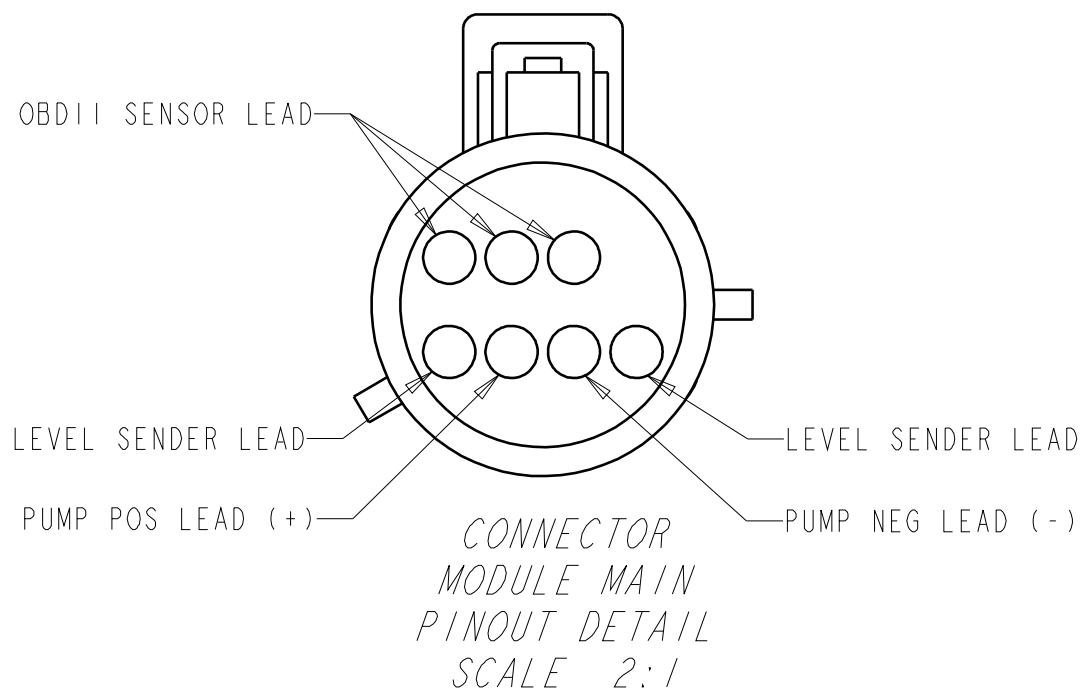


REVISIONS						
ZONE	LTR.	DESCRIPTION	ECN NO.	DATE	BY	APPR'D
	A	RELEASED FOR PRODUCTION	DRI3301	6/3/07	GPM	
	B	B1 REMOVED DIMENSIONS		8/31/07	CDD	
3A		C1 UPDATE ASSEMBLY TO PUMP CAP/DOOME COVER PLATE DESIGN	DR23287			
4C	C	C2 ADD WIRE HARNESS DETAIL	71893	05APR09	WDE	DJC
		C3 RV000316 WAS RV0000318	72049			
		C4 TU219 WAS FM0001955 ON CHART DRAWING SA00042850				
4A	D	D1 REPLACED "HOT STAMP INFO" WITH "MARKING INFO"	73288	06DEC10	SLK	DJC



FLOAT POSITION	RESISTANCE (OHMS)
FULL STOP (268.5)	160.5±3.0
EMPTY STOP (10.8)	15±1

- NOTE:
- SPECIAL CUSTOMER PACKAGING REQUIREMENTS MAY CALL FOR THE ADDITION OF SPECIFIC LABELS NOT SHOWN ON THIS DRAWING.
  - SHOWN WIRE ROUTING MAY DIFFER FROM FINISHED PRODUCT.
  - SHOWN RESISTOR CARD AND PUMP TERMINATION MAY DIFFER FROM FINISHED PRODUCT.

INTERNAL USE ONLY DISTRIBUTION CODE		TI Automotive		AFTERMARKET DIVISION 630 COLUMBIA STREET CARO, MICHIGAN 48723	
AF	REF: FM0001955	TOLERANCE UNLESS OTHERWISE SPECIFIED: ±0.25	MATERIAL	SCALE: 1:1	DATE: 6/3/07
DO NOT SCALE PRINT		±0.25	FINISH	DRN: BY: G.P. NAHESHWARI	
DIMENSIONS AND TOLERANCES PER ANSI/ASME Y14.5M - 1994		±0.25		CHK'D BY:	
PRODUCTION		±0.08		APPR'D BY:	
PRODUCTION				DRAWING NO. TU219	REV. D
TITLE FUEL MODULE OUTLINE					

NOTES:  
1. SPECIAL CUSTOMER PACKAGING REQUIREMENTS MAY CALL FOR THE ADDITION OF SPECIFIC LABELS NOT SHOWN ON THIS DRAWING.  
2. SHOWN WIRE ROUTING MAY DIFFER FROM FINISHED PRODUCT.  
3. SHOWN RESISTOR CARD AND PUMP TERMINATION MAY DIFFER FROM FINISHED PRODUCT.